



national treasury

Department:
National Treasury
REPUBLIC OF SOUTH AFRICA

MEDIA STATEMENT

Private Bag X115, Pretoria, 0001 | 40 Church Square, Pretoria, 0002 | Tel: +27 12 315 5111



@TreasuryRSA



National Treasury RSA



National Treasury RSA



@treasuryrsa

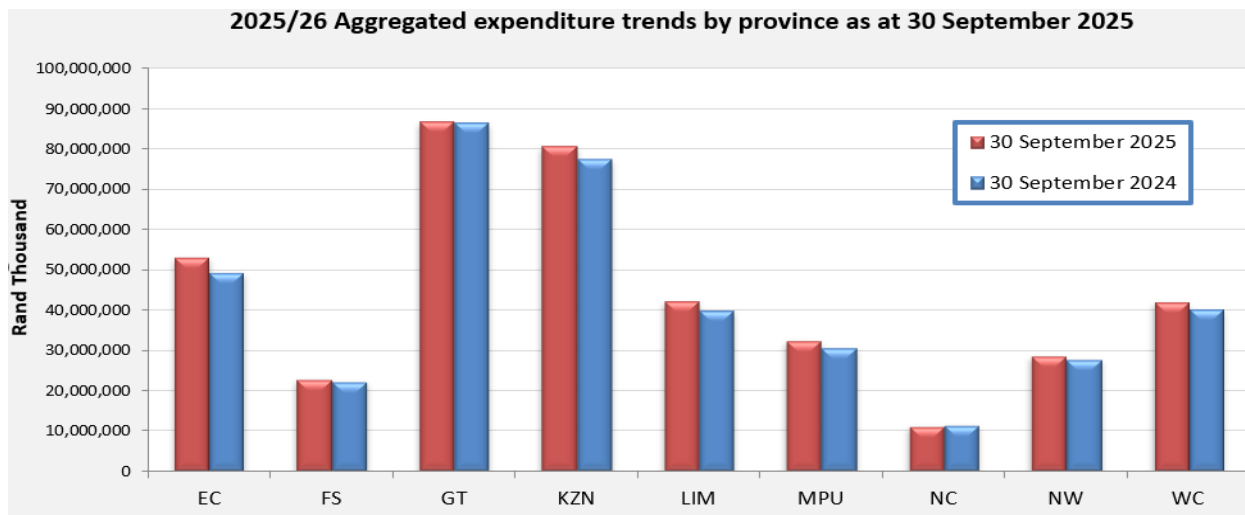
www.treasury.gov.za

PROVINCIAL BUDGETS: 2025/26 FINANCIAL YEAR SECOND QUARTER PROVINCIAL BUDGETS AND EXPENDITURE REPORT

SUMMARY

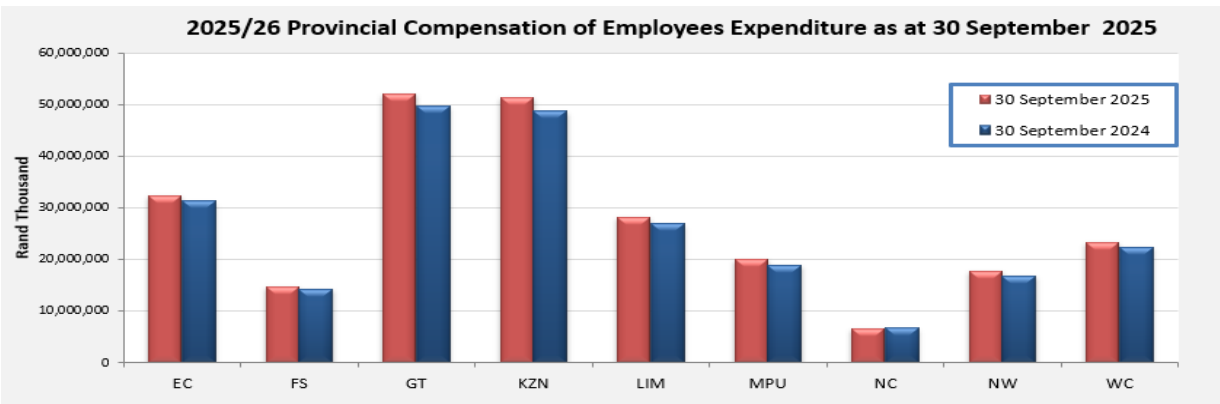
Overall Expenditure Trends – Second Quarter: 2025/26 Financial Year

1. In the second quarter of the 2025/26 financial year, provinces have spent 50 per cent or R399.2 billion of the allocated main budget of R798.6 billion. This spending represents an increase of 3.7 per cent or R14.3 billion compared to the same period of the previous financial year.

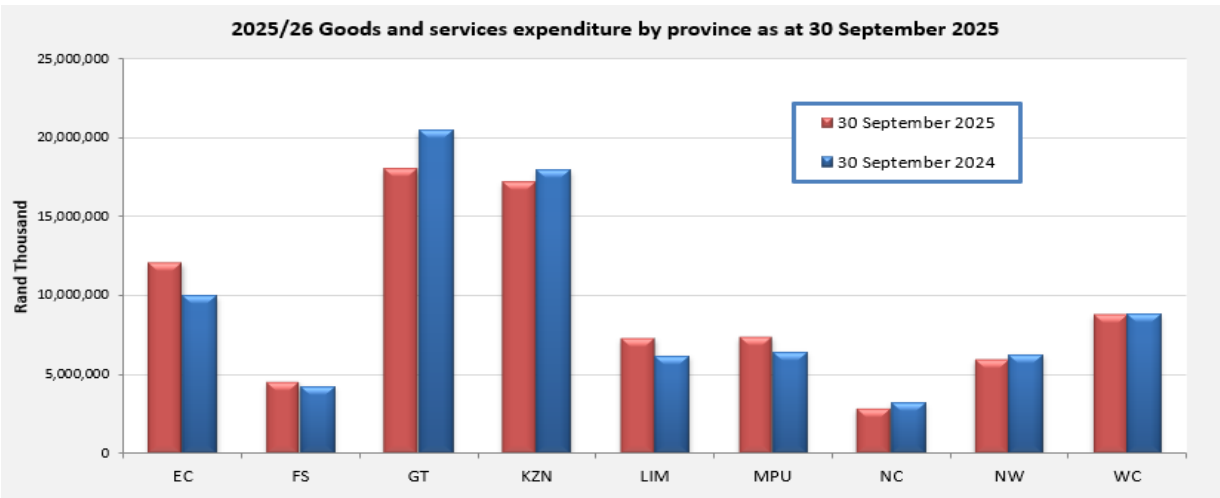


2. Spending on **education** amounted to R168.7 billion or 50.4 per cent of the sector's main budget of R334.5 billion. Spending was R10.2 billion (6.4 per cent) higher compared to the same period of the previous financial year.
3. Provinces spent R135.5 billion against the main budget of R270.8 billion providing **health** services during the second quarter of 2025/26. This spending is R974.1 million (0.7 per cent) higher than the spending recorded over the same period of the previous financial year.
4. **Social development** expenditure at the end of the second quarter of 2025/26 amounted to R11.3 billion of the total main budget of R23.3 billion. This represents an increase of 0.3 per cent or R29 million compared to the same period of the previous financial year.
5. **Personnel** expenditure (compensation of employees) amounted to R247 billion or 49.4 per cent of the R499.6 billion main budgets as at 30 September 2025. This represents an increase of 4.9 cent or R11.5 billion compared to the same period of the previous financial year.

MEDIA STATEMENT

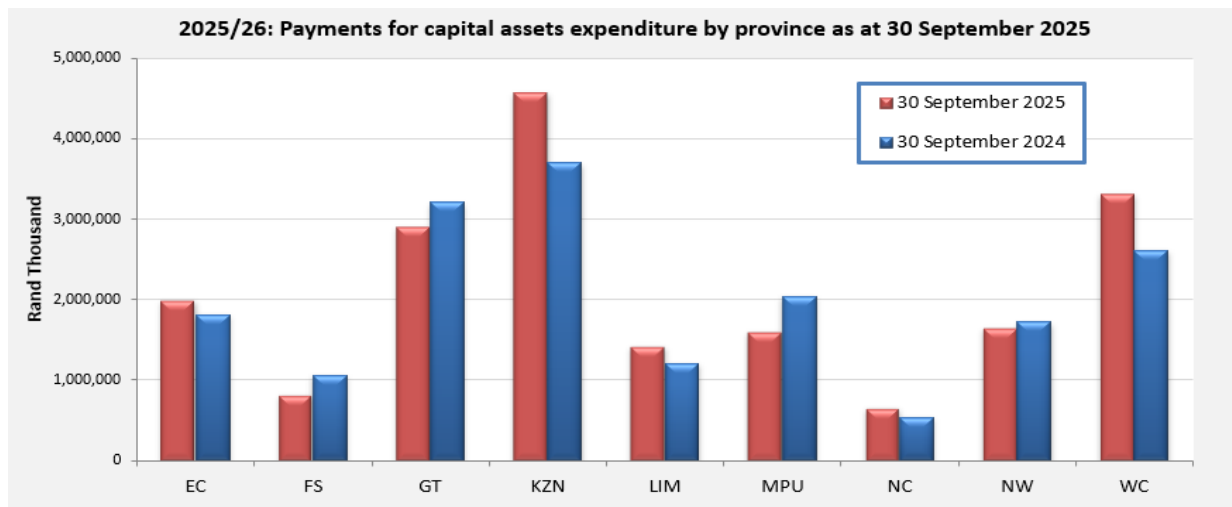


6. Aggregate spending on **goods and services** is R84 billion or 51.3 per cent of the R163.7 billion main budget. This is 0.7 per cent or R575.7 million higher compared to the same period of the previous financial year.



7. For the year to date, payments for capital assets (**capital** spending) amount to R18.9 billion or 44 per cent of the R43 billion main budget. The spending rate has increased by 5.8 per cent or R1 billion compared to the same period in the previous financial year, pointing to higher delivery of capital projects in the second quarter.

MEDIA STATEMENT



8. Provinces collected R13.4 billion or 51.2 per cent of the budgeted own revenue of R26.3 billion. Own revenue collections were higher by R634.9 million or 5 per cent compared to the same period in the previous financial year, reflecting improved provincial revenue performance.
9. The budgeted figures for the second quarter of 2025/26 are based on the 2025 *Estimates of Provincial Revenue and Expenditure* documents, which were presented to the provincial legislatures between March and June 2025.

Notes to editors

- This statement is published by the National Treasury in terms of Section 32 of the Public Finance Management Act (PFMA), 1999. It covers provincial receipts and payments for the Second quarter (June to September 2025) of the 2025/26 financial year. The statement is also available on the National Treasury website at www.treasury.gov.za.
- The information in the statement is sourced from Section 40(4) PFMA reports submitted by provincial departments to provincial treasuries. Provincial treasuries verify and consolidate the information before submitting it to the National Treasury.
- Queries relating to specific provincial spending or budget allocations should be directed in the first instance to the relevant provincial department, and thereafter to the relevant provincial treasury. Queries relating to conditional grants should be directed to the head of the national department that administers the grant.
- The budgeted figures in this publication reflect the 2025 *Estimates of Provincial Revenue and Expenditure* (EPRE) documents, which were presented to the respective provincial legislatures between March and June 2025. These figures include allocations from the *Appropriation Act, 2025* and *Division of Revenue Act, 2025*.

Issued by National Treasury

Date: 28 November 2025